






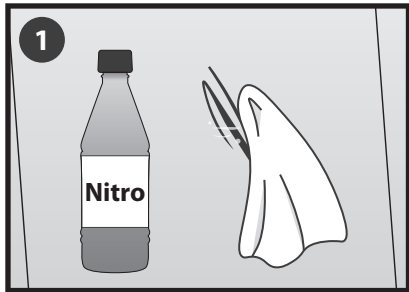


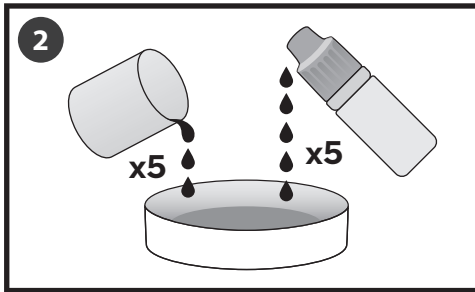


**Potrzebne:**

-  23°C / 73°F
-  Spatule de mélange
-  Pinceau
-  Pièce fermée, faible humidité
-  Papier abrasif\*
-  Pâte à polir\* (optionnel)
-  Diluant nitro

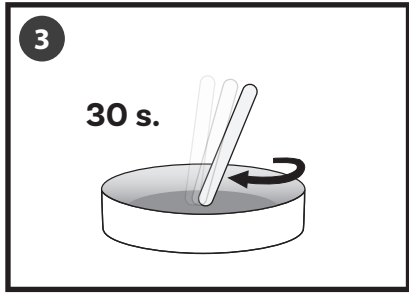


Dégraisser avec un diluant

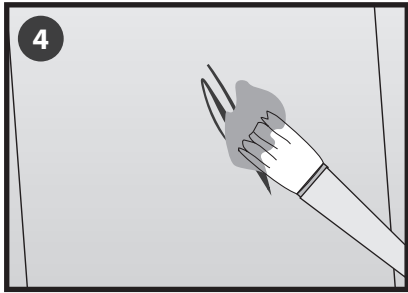


Peinture et durcisseur

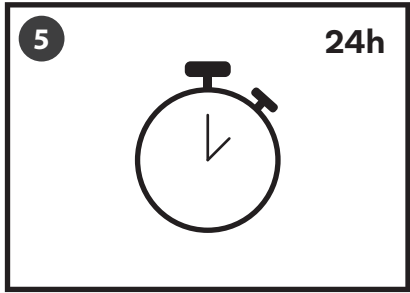
**Proportions:**  
Durcisseur: 3-4%



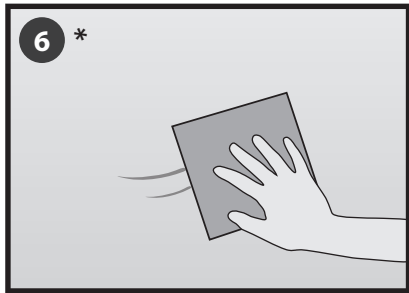
Mélanger pendant 30 secondes



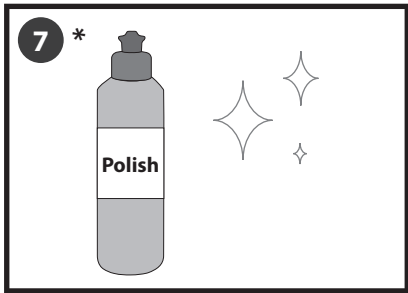
Recouvrir les rayures



Attendre 24 heures



Papier abrasif



Pâte à polir (optionnel)